

EXPLORING THE CO-OPERATIVE ECONOMY
REPORT 2017



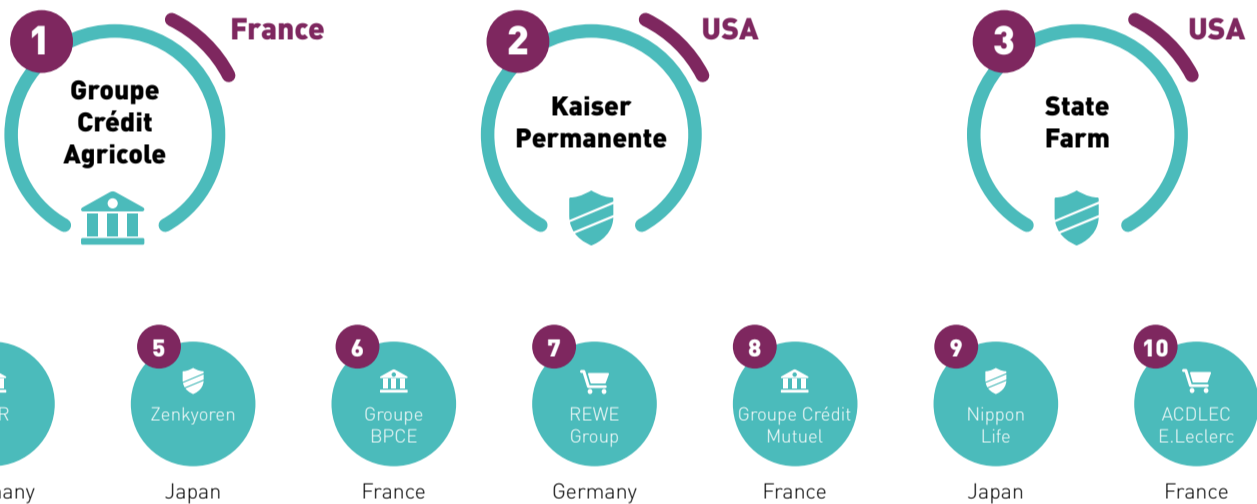
KEY FINDINGS FROM THE 2017 WORLD CO-OPERATIVE MONITOR

The World Co-operative Monitor is a project designed to collect robust economic, organizational, and social data about co-operatives, mutual organisations and non-co-operative organisations controlled by co-operatives worldwide. It is the only report of its kind collecting annual quantitative data on the global co-operative movement. 2017 marks the sixth edition of the annual research report produced by the International Co-operative Alliance (the Alliance) with the scientific and technical support of the European Research Institute on Cooperative and Social Enterprises (Euricse).

TOP 300 Figures are based on 2015 data

TOP 300 BASED ON TURNOVER IN US \$ > distributed in > **27** Countries > Recorded a turnover of > **2,164.23** billion US \$

mainly concentrated in the "insurance" and "agriculture and food industries" sectors



THE WORLD CO-OPERATIVE MONITOR COLLECTED DATA FOR

2,379 ORGANISATIONS

Of these

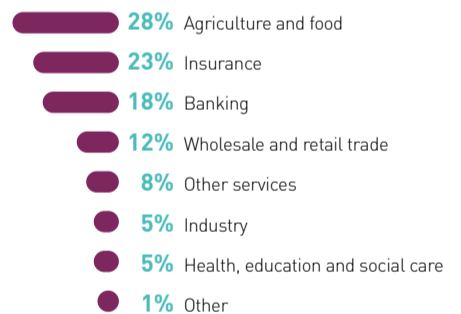
1,436 ORGANISATIONS

8 SECTORS OF ACTIVITY

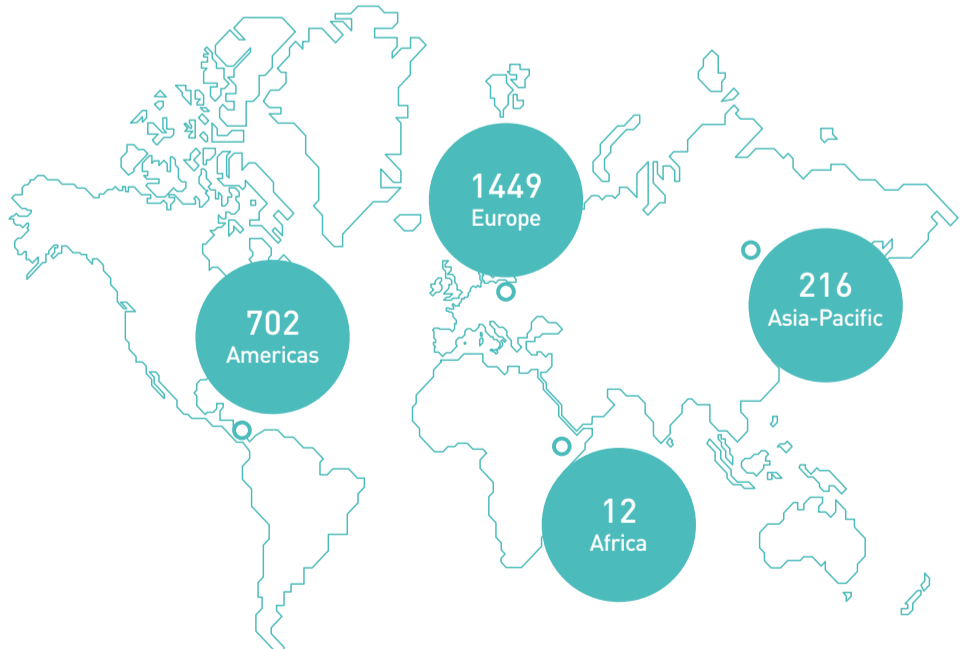
with over **100** mln US \$ TURNOVER

TOP 300

2,164.23 billion US \$ TURNOVER



THE ORGANIZATIONS IN THIS YEAR'S DATASET ARE DISTRIBUTED ACROSS 61 COUNTRIES ALL OVER THE WORLD

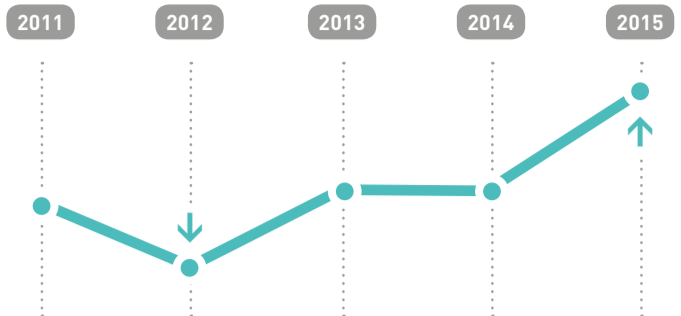


SPECIAL FEATURES OF THE 2017 WORLD CO-OPERATIVE MONITOR

SECTOR SNAPSHOTS AND TRENDS

New 5-year trend analysis

In this edition of the Monitor, trend analysis on the top co-operatives and mutuals by sector of activity are included in the sector snapshots.



NEW WCM RANKING

This year, rankings based on turnover expressed in **INTERNATIONAL DOLLARS** as calculated by the World Bank are also computed.

These rankings help understand the relative size of a co-operative using purchasing power parity. The rankings utilizing this indicator adjust exchange rate to take into account local purchasing power differences, enabling comparisons removing the fluctuations that can occur when converting currencies.

TOP 300
BASED ON TURNOVER
IN INTERNATIONAL \$

> distributed in

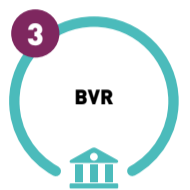
28
Countries

> Recorded
a turnover of

2,398.68
billion International \$

TURNOVER
EXPRESSED
IN INTERNATIONAL
DOLLARS

A NEW
WCM
RANKING



CO-OPERATIVE CAPITAL

The research on the capital structure of co-operatives continues this year with a report on the Top 300 as well as an analysis on a sample of smaller co-operatives and mutuals.

The results of this research show that large co-operatives and mutuals do not have specific problems raising capital related to the co-operative business model, though smaller co-operatives do have some challenges mostly related to obtaining internal capital and long-term debt.

"...perhaps it is time we, as co-operative leaders, stop assuming that our co-operative identity only creates additional capital challenges and begin to realize that, in so many ways, our co-operative identity also creates benefits."

Kathy Bardswick

Chair, ICA Blue Ribbon Commission on Capital

HOW CAN YOU PARTICIPATE?



Take part in the 2018 Monitor's call for data

Visit www.monitor.coop and complete the online questionnaire



Create your own monitor

Create a national or regional ranking based on the World Co-operative Monitor methodology
Contact monitor@monitor.coop to learn more



Spread the word

Share the World Co-operative Monitor and encourage co-operatives in your sector or area to participate

The 2017 World Co-operative Monitor report was produced by a team of researchers at Euricse and University of Trento with the scientific support of a committee of international experts and scientists. The project is made possible with the support of our organizational partners: Fundación Espriu and OCB System.

The complete World Co-operative Monitor report and methodology are available at: www.monitor.coop