

EXPLORING THE COOPERATIVE ECONOMY

REPORT 2018

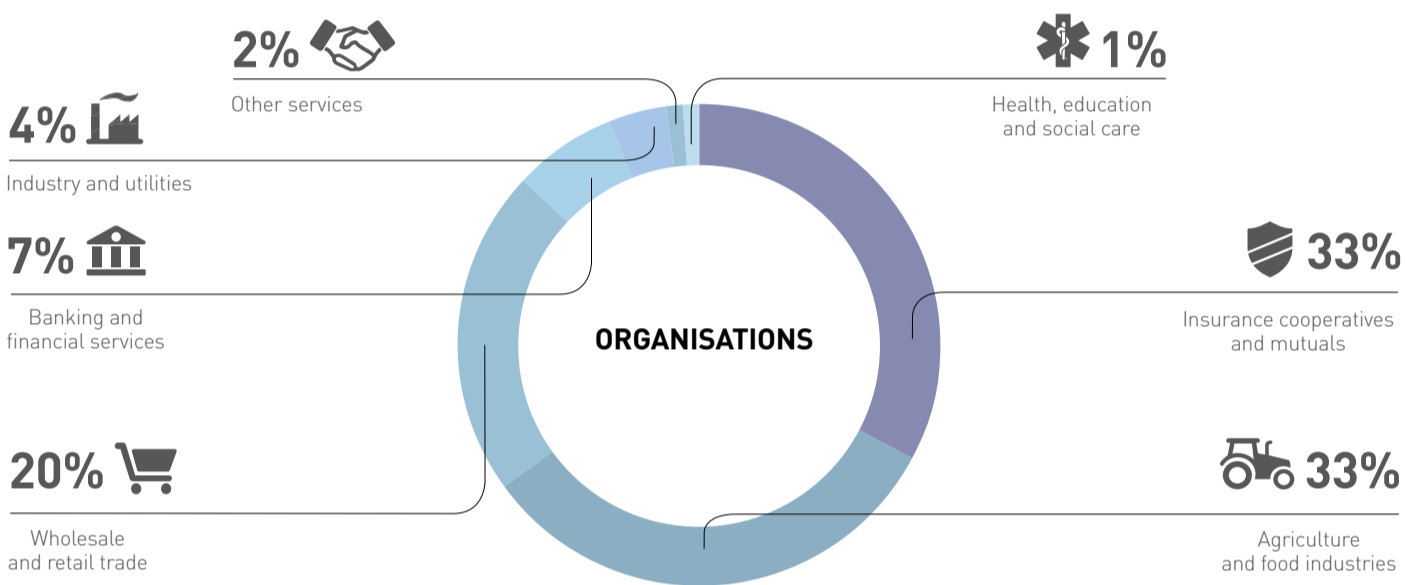


KEY FINDINGS FROM THE 2018 WORLD COOPERATIVE MONITOR

The World Cooperative Monitor is a project designed to collect robust economic, organizational, and social data about cooperatives, mutual organisations and non-cooperative organisations controlled by cooperatives worldwide. It is the only report of its kind collecting annual quantitative data on the global cooperative movement. 2018 marks the seventh edition of the annual research report produced by the International Cooperative Alliance (ICA) with the scientific and technical support of the European Research Institute on Cooperative and Social Enterprises (Euricse). The analysis in this edition is based on data from 2016 and presents rankings of the Top 300 organisations as well as sector-specific data. Two primary rankings are presented, the first based on turnover in USD and the second based on turnover over GDP per capita.

TOP 300

BASED ON TURNOVER IN US \$
TOTAL TURNOVER 2,018.02 BILLION US\$

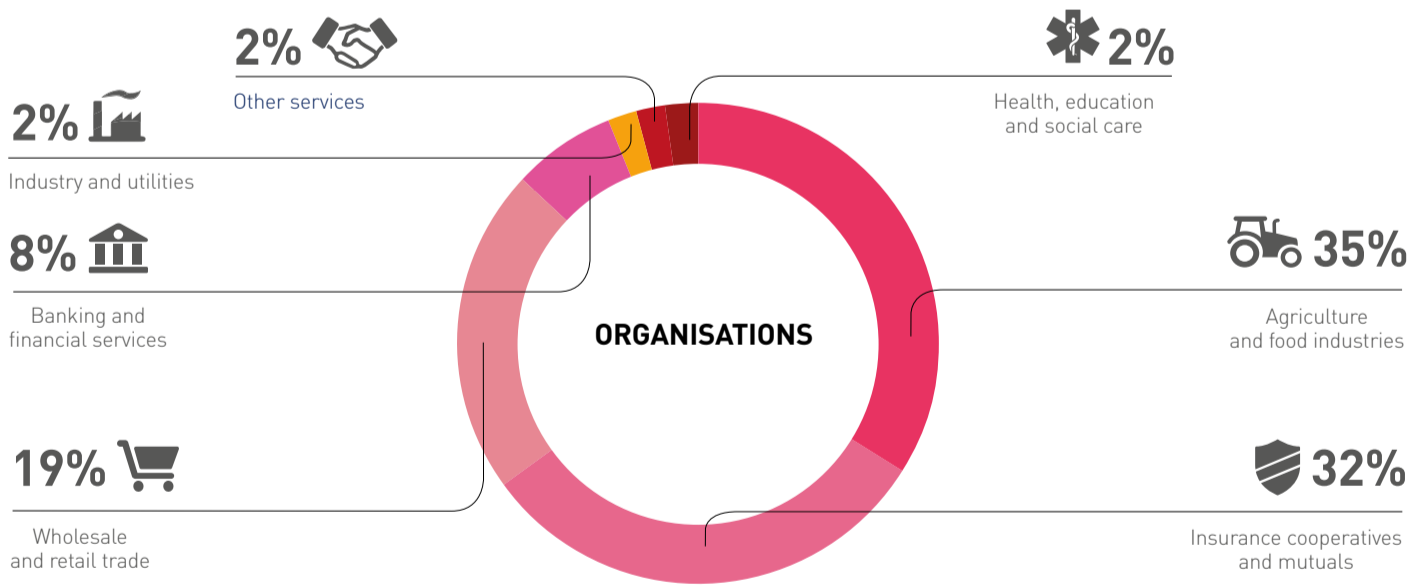


RANK 2016




TOP 300

BASED ON TURNOVER/GDP PER CAPITA



RANK 2016



SPECIAL ANALYSIS OF THE TOP 300 AND THE SDGs

This chapter of the report takes a look at how the largest cooperative enterprises and mutuals in the world are moving towards achieving the SDGs by examining documents reported to the UN Global Compact project and Global Reporting Initiative (GRI). Along with this analysis, featured within the section are also stories about specific actions taken by three of the Top 300 and an interview with one of the world's leaders in SDG development, adoption, and promotion - Enrico Giovannini.

"Our task is to address the roots of each problem by building cooperation through the framework and tools of sustainable development"

Enrico Giovannini

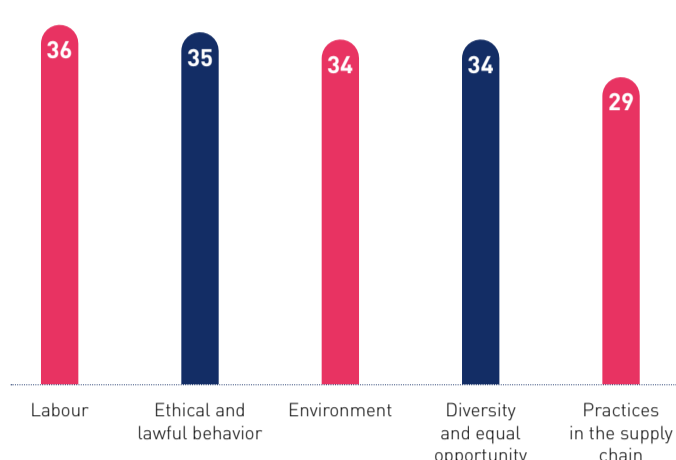
Co-chair of the UN Independent Expert Advisory Group on the Data Revolution for Sustainable Development

TOP 300 ORGANISATIONS THAT JOINED THE GRI INITIATIVE AND/OR THE UN GLOBAL COMPACT

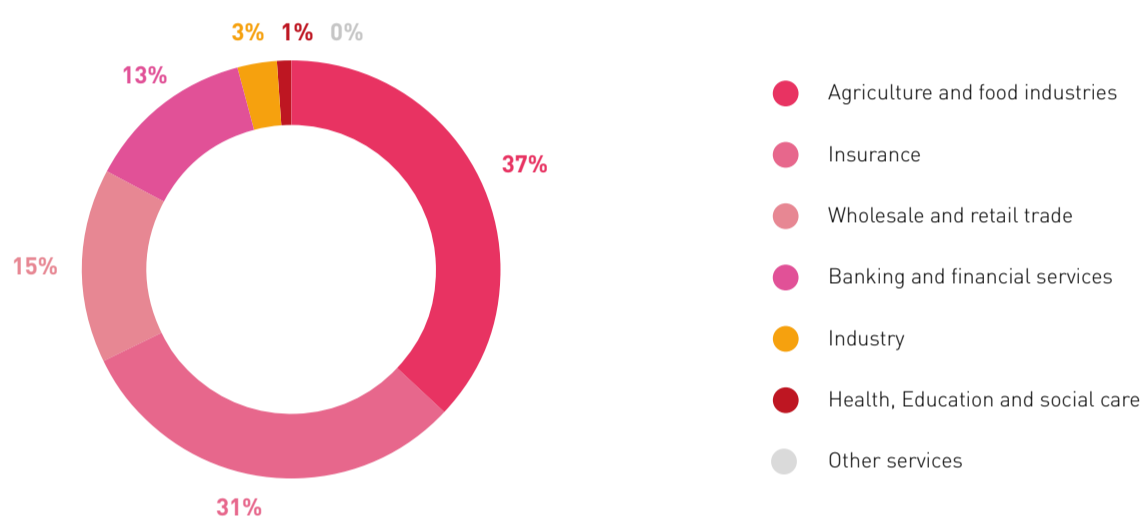
Total participating organisations: **75**



TOP 5 MOST REPORTED BUSINESS THEMES LINKED TO THE SDGs IN THE SUSTAINABILITY REPORTS



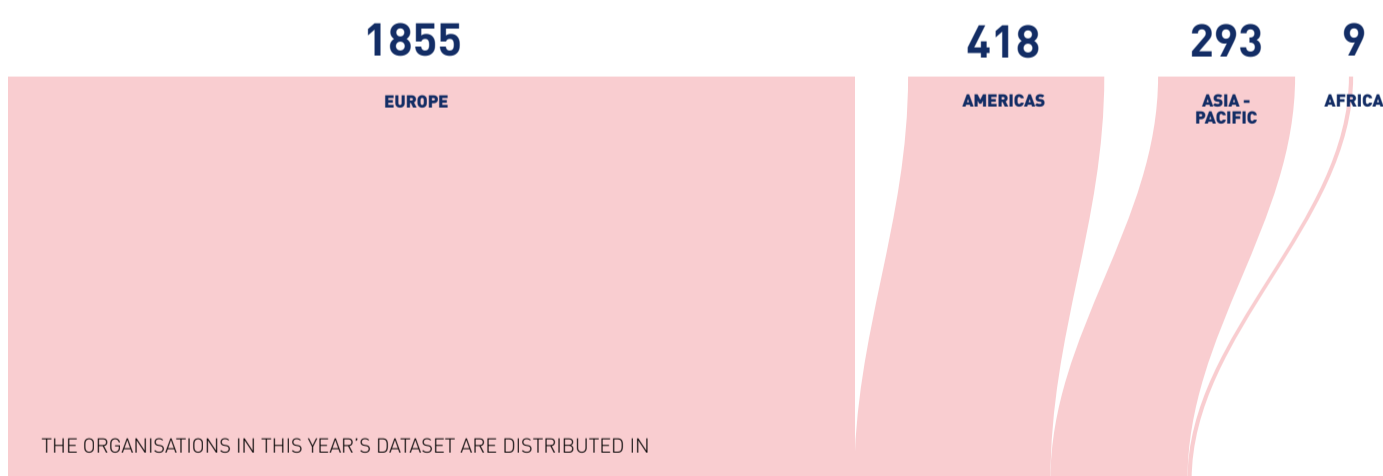
TOP 300 ORGANISATIONS THAT JOINED THE GRI INITIATIVE AND/OR THE UN GLOBAL COMPACT BY SECTOR OF ACTIVITY



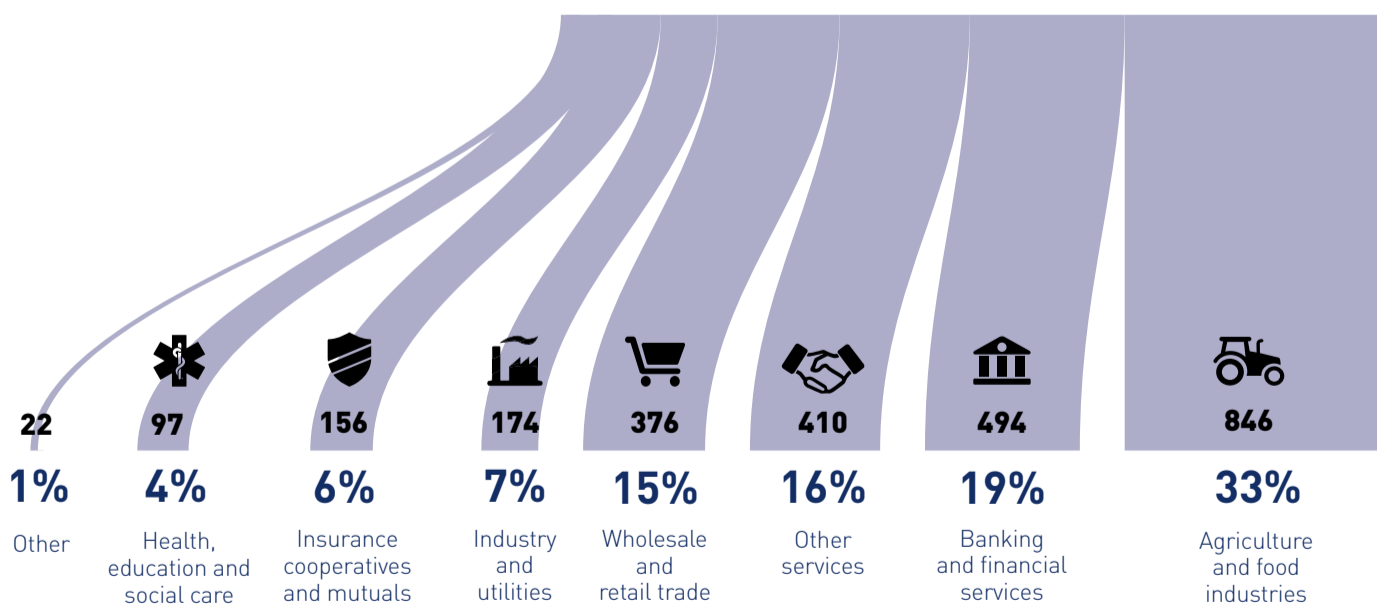
THE WORLD COOPERATIVE MONITOR COLLECTED DATA FOR 2,575 ORGANISATIONS

1,157 ORGANISATIONS HAVE A TURNOVER OVER 100 MLN US\$

THE ORGANISATIONS IN THIS YEAR'S DATASET ARE DISTRIBUTED ACROSS 54 COUNTRIES ALL OVER THE WORLD



SECTORS OF ACTIVITY



HOW CAN YOU PARTICIPATE?



Take part in the 2019 call for data

Visit www.monitor.coop and complete the online questionnaire



Create your own monitor

Create a national or regional ranking based on the World Cooperative Monitor methodology
Contact monitor@monitor.coop to learn more



Spread the word

Share the World Cooperative Monitor and encourage cooperatives in your sector or area to participate

The 2018 World Cooperative Monitor report was produced by a team of researchers at Euricse with the scientific support of a committee of international experts and scientists. The project was made possible by the support of our organisational partners: Fundación Espriu and OCB System.

The complete World Cooperative Monitor report and methodology are available at: www.monitor.coop