

# Executive Summary WCM 2023

## NOW AVAILABLE

This 12<sup>th</sup> annual report includes the Top 300 and sector rankings, employment data, and a **SPECIAL REPORT** on **MEMBER BENEFITS**

## WHAT IS THE WORLD COOPERATIVE MONITOR?

A process of data collection, integration, and analysis, culminating in the creation of a regularly updated database containing economic, employee, and other social data to monitor and demonstrate both the economic and social impact of the largest cooperatives worldwide.

### TOP 5 BASED ON TURNOVER USD

1



**Groupe  
Crédit  
Agricole**  
France

**117.01**  
Billion USD

2



**REWE  
Group**  
Germany

**82.03**  
Billion USD

3



**Groupe  
BPCE**  
France

**64.06**  
Billion USD

4



**Nonghyup**  
Republic  
of Korea

**61.17**  
Billion USD

5



**ACDLEC  
Leclerc**  
France

**60.56**  
Billion USD

### TOP 5 BASED ON TURNOVER OVER GDP PER CAPITA

1



**IFFCO**  
India

**3,321,512**  
USD

2



**Gujarat  
Milk**  
India

**2,809,573**  
USD

3



**Groupe  
Crédit  
Agricole**  
France

**2,680,001**  
USD

4



**Sistema  
Unimed**  
Brazil

**2,027,885**  
USD

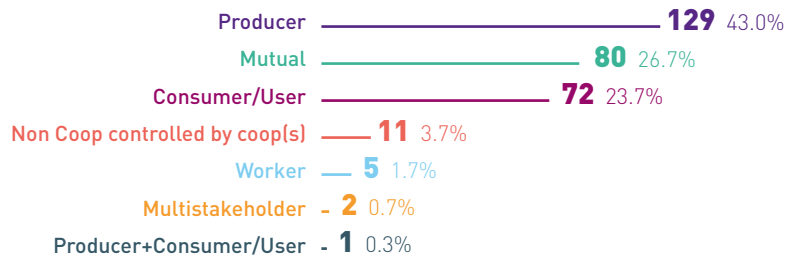
5



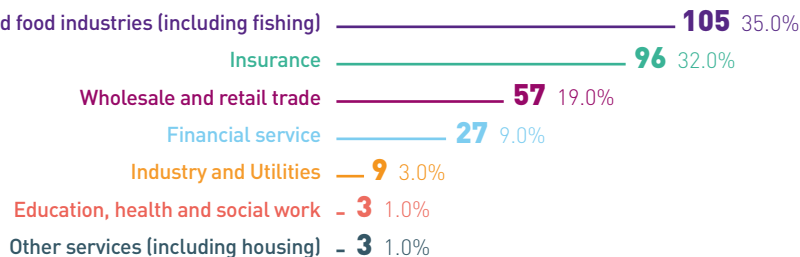
**Copersucar  
SA**  
Brazil

**1,803,571**  
USD

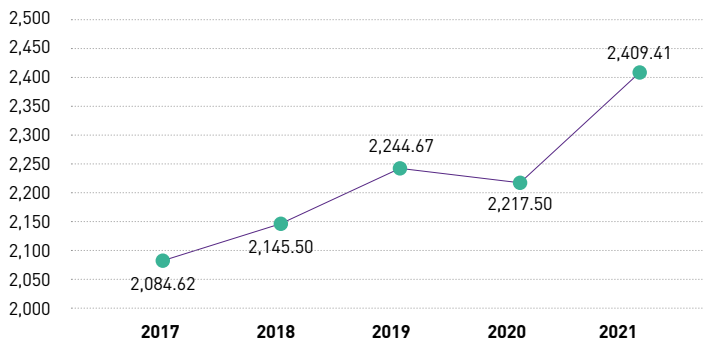
## ORGANIZATION TYPE - TOP 300 TURNOVER USD



## ECONOMIC ACTIVITY - TOP 300 TURNOVER USD

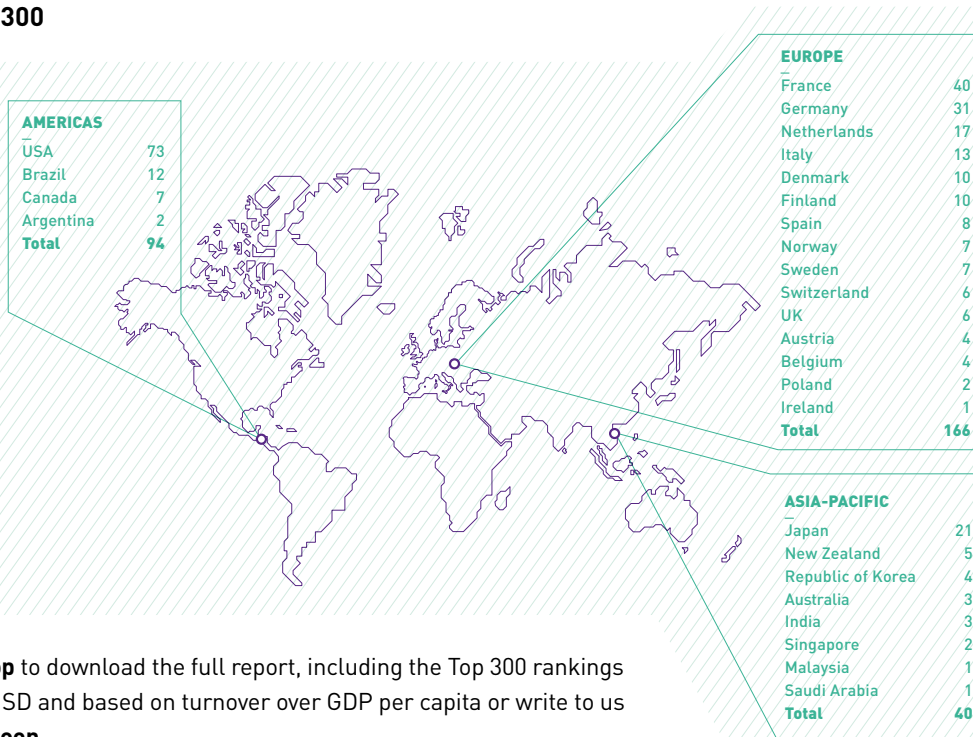


## 5-YEAR TREND OF THE WCM - TOP 300 TURNOVER IN USD DOLLARS



Data collected in the local currency are converted into USD using the average monthly 2021 exchange rate. The absolute values are rounded to the second decimal place

## GEOGRAPHY - TOP 300



Visit [www.monitor.coop](http://www.monitor.coop) to download the full report, including the Top 300 rankings based on turnover in USD and based on turnover over GDP per capita or write to us at [monitor@monitor.coop](mailto:monitor@monitor.coop)