



Executive Summary

WCM2022

NOW AVAILABLE

This 11th annual report includes the Top 300 and sector rankings, employment data, and a **SPECIAL REPORT** on **DIGITALIZATION** and the **COOPERATIVE IDENTITY**

WHAT IS THE WORLD COOPERATIVE MONITOR?

A process of data collection, integration, and analysis, culminating in the creation of a regularly updated database containing economic, employee, and other social data to monitor and demonstrate both the economic and social impact of the largest cooperatives worldwide.

TOP 5 BASED ON TURNOVER USD

1



**Groupe
Crédit
Agricole**
France

88.97
Billion USD

2



**REWE
Group**
Germany

77.93
Billion USD

3



BVR
Germany

58.02
Billion USD

4



Zen-Noh
Japan

57.69
Billion USD

5



**ACDLEC
Leclerc**
France

54.83
Billion USD

TOP 5 BASED ON TURNOVER OVER GDP PER CAPITA

1



IFFCO
India

2,765,078
USD

2



**Gujarat
Milk**
India

2,746,721
USD

3



**Groupe
Crédit
Agricole**
France

2,279,060
USD

4



**Sistema
Unimed**
Brazil

2,182,186
USD

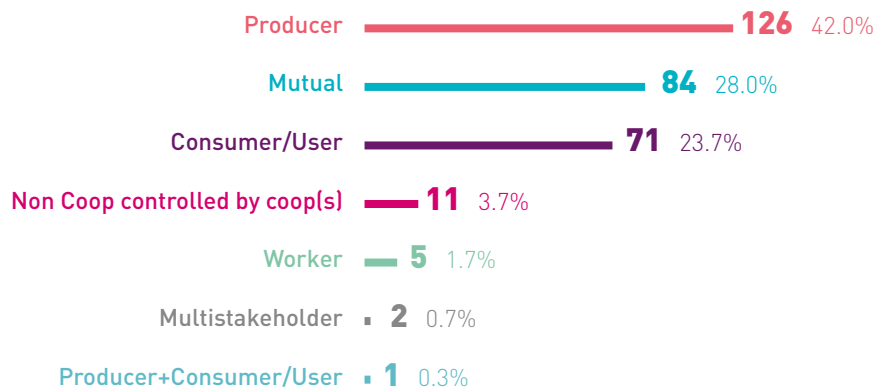
5



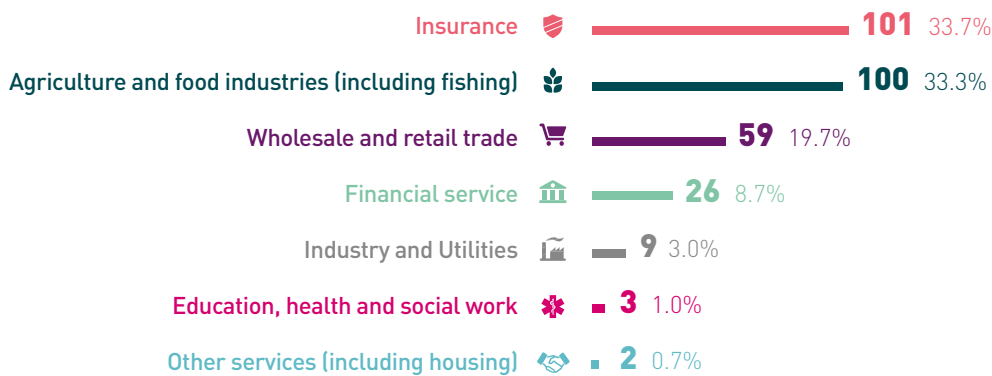
**REWE
Group**
Germany

1,684,902
USD

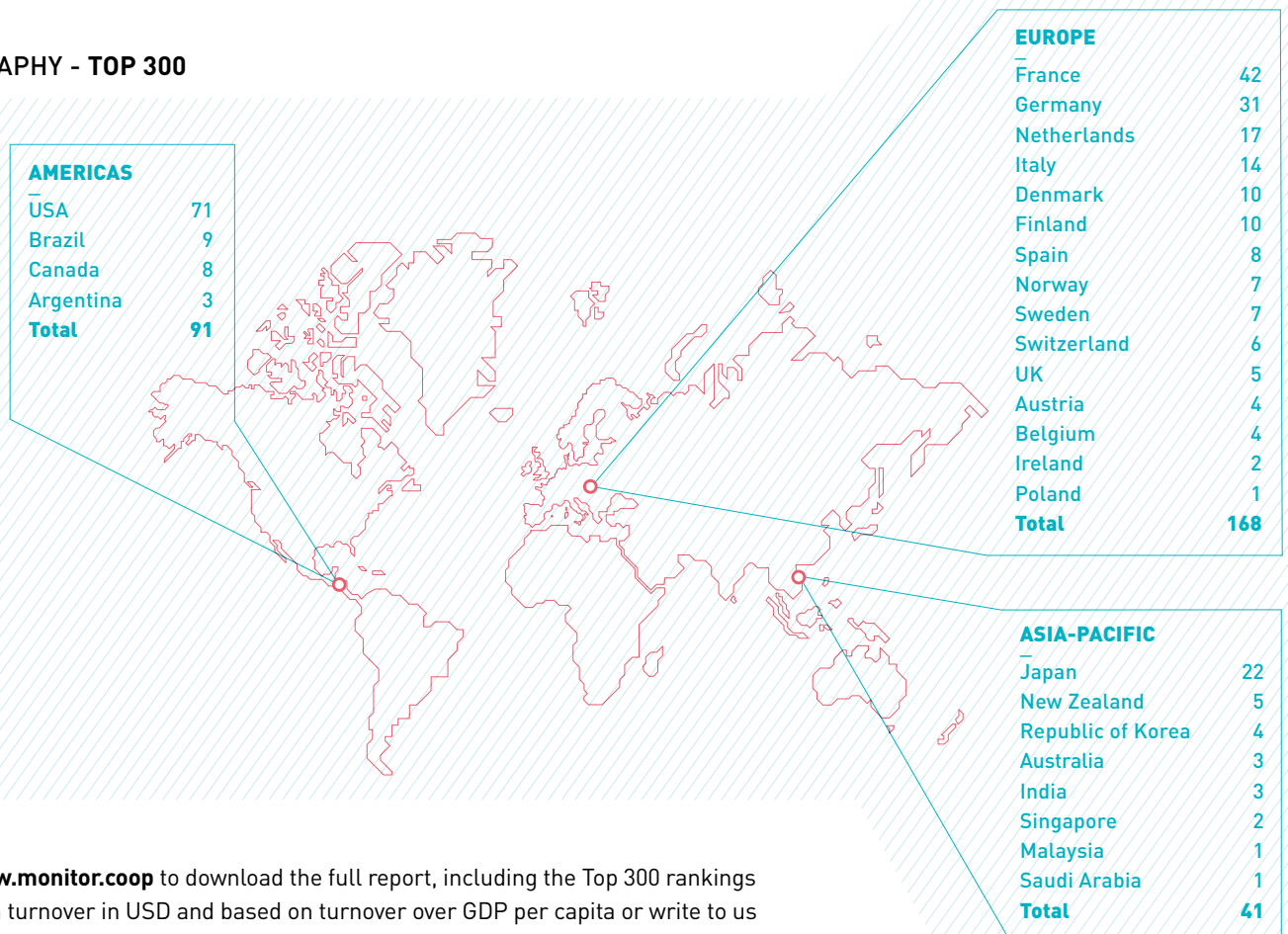
ORGANIZATION TYPE - TOP 300 TURNOVER USD



ECONOMIC ACTIVITY - TOP 300 TURNOVER USD



GEOGRAPHY - TOP 300



Visit www.monitor.coop to download the full report, including the Top 300 rankings based on turnover in USD and based on turnover over GDP per capita or write to us at monitor@monitor.coop